MY PLACE

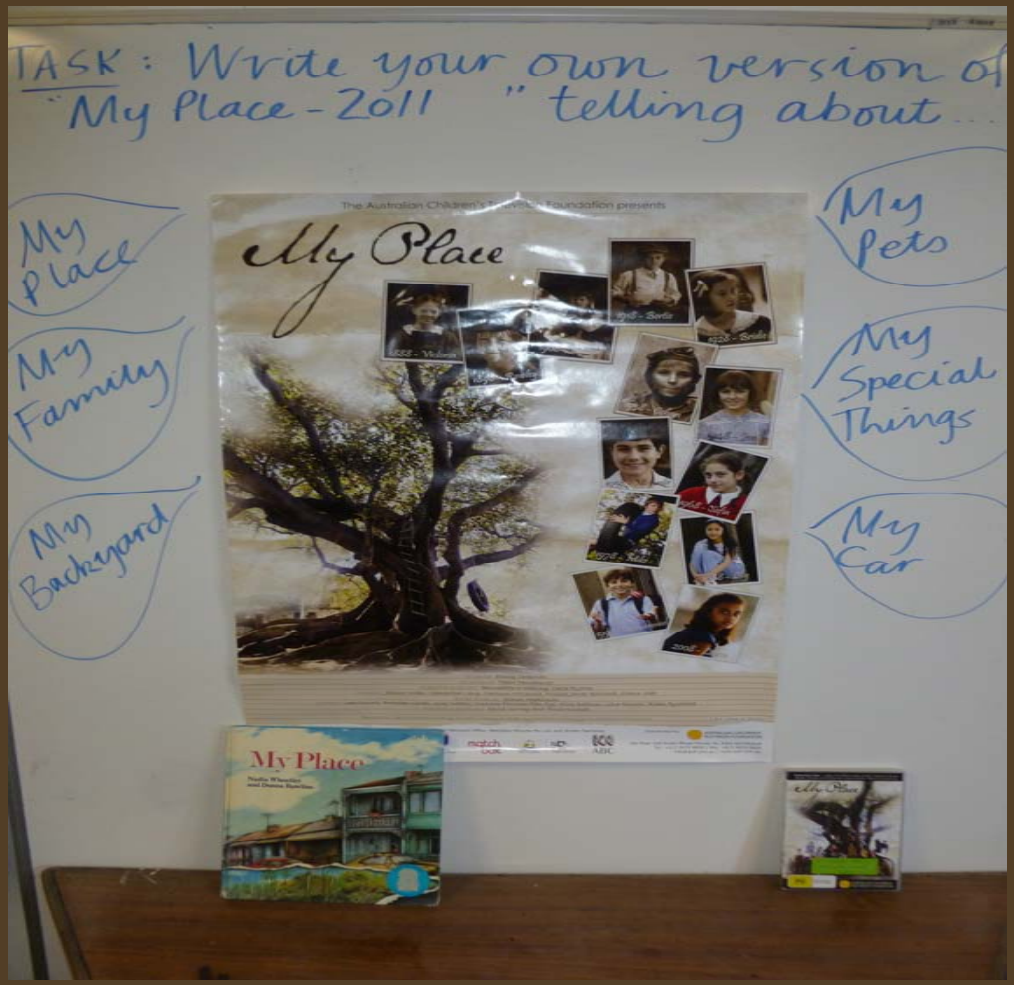

Using ‘My Place’ TV Series & Book
as a stimulus for writing

Year 7 Holland Park State School QLD

WRITING TASK

To allow us to get to know each other better early in the year our teacher set our class a task to write all about ourselves and our places in 2011.

VIEWING THE TV SERIES

Our class watched episodes of the TV series *'My Place'.* We talked about how each episode followed a similar structure.

READING THE BOOK

We read the book *'My Place'* and compared this to the TV series and talked about how each was constructed.

STUDYING THE WEBSITE

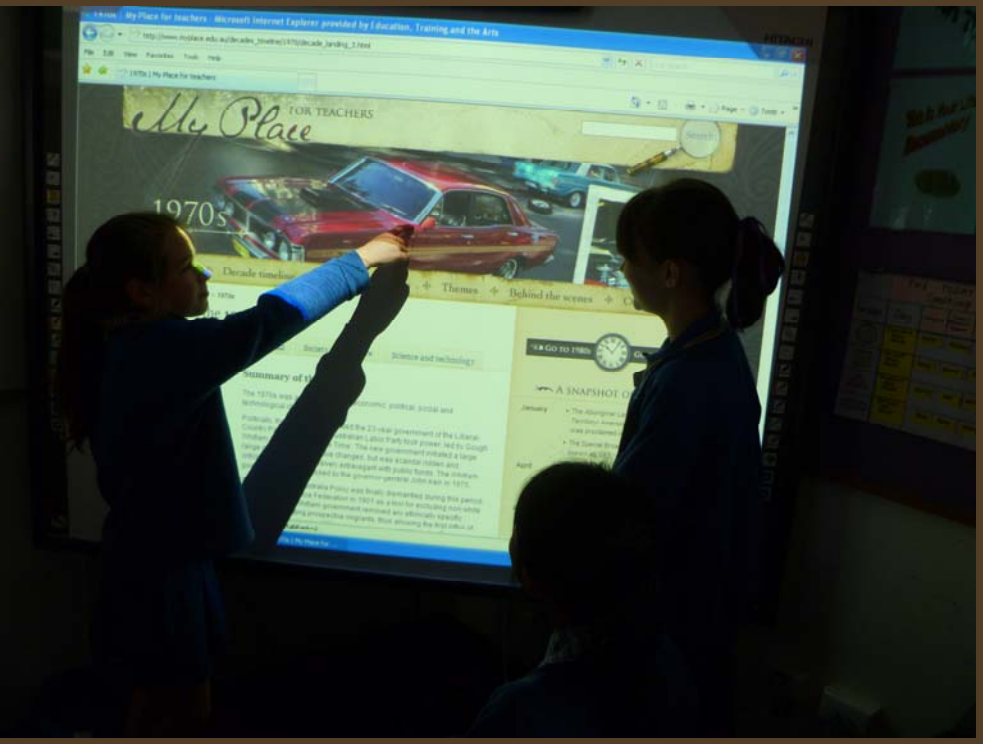

In groups we studied a different decade featured on the *'My Place'* website. Each group reported back to the whole class about the special features of that decade.

COMPARING/ CONTRASTING



Using the website we worked in pairs to investigate the differences between the rooms of the house in the TV series *'My Place'.* Each pair described a room. The class then discussed contrasts between decades.

WRITING



We began our writing task. Our task was to write about

'My Place - 2011'. This followed a similar structure to the book and TV episodes by including descriptions of our homes, family, pets, special things in our lives and a map.

EDITING

Our teacher held individual writing conferences to help us edit our writing.

MAP DRAWING

After studying a '*Google Map'* of our neighbourhoods we gained inspiration from these to draw maps of our places. We scanned these to place in our multi media presentation.

ILLUSTRATING

We took photographs to use as the illustrations in our ‘My Place-2011’ writing task.

PUBLISHING

We published our ‘My Place-2011’ descriptions using ‘Microsoft PowerPoint’. This allowed us to produce a hard copy and to give presentations using our interactive whiteboard.

CELEBRATING / SHARING

We celebrated our work by sharing our published ‘My Place - 2011’ hard copies in group reading time and with other classes.